

MODEL UACU-PHE

PACKAGED AIR COOLED CHILLER

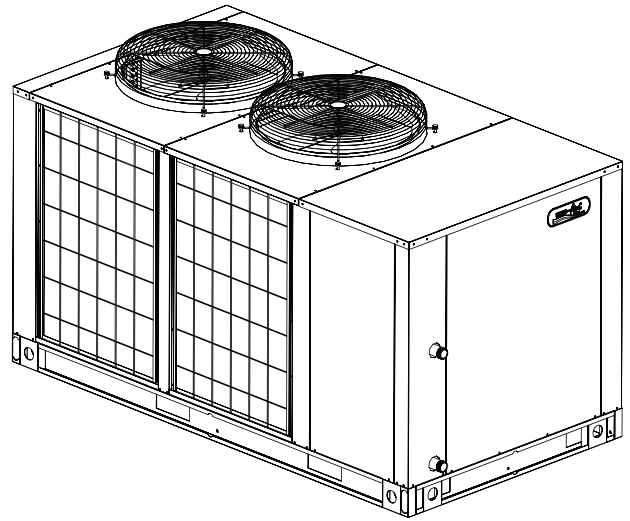
5.83 -30.83 TR

20.51 - 108.44 kW



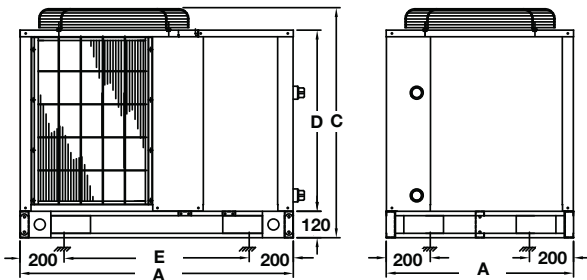
FEATURES

- COMPACT SIZE AND EASY INSTALLATION.
- HIGH EFFICIENCY HERMETIC SCROLL COMPRESSOR.
- MICROPROCESSOR CONTROL
- EVAPORATOR USED PLATE HEAT EXCHANGER.
- FREEZE PROTECTION.
- HIGH AND LOW PRESSURE SWITCHES FOR PROTECTION OF VALUABLE EQUIPMENT AND STANDARD ON ALL UNITS.
- REFRIGERANT ARE R-407C OR R-410A (OPTION).



DIMENSIONAL DATA

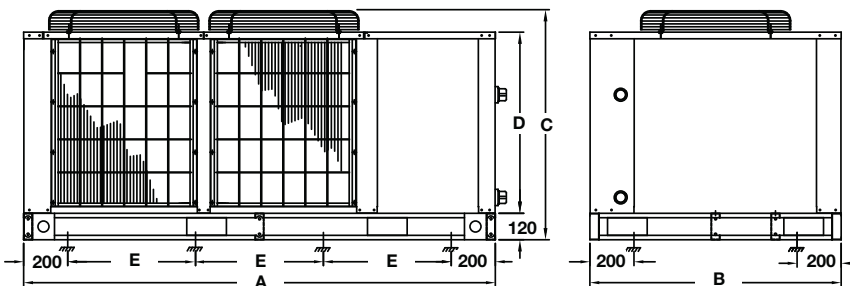
MODEL UACU-PHE 007-012



MODEL	A	B	C	D	E
UACU-PHE 007	1,240	850	1,044	822	840
UACU-PHE 009	1,240	850	1,044	822	840
UACU-PHE 010	1,600	1,140	1,044	822	1,200
UACU-PHE 012	1,600	1,140	1,044	822	1,200

Unit : mm. (Millimeter)

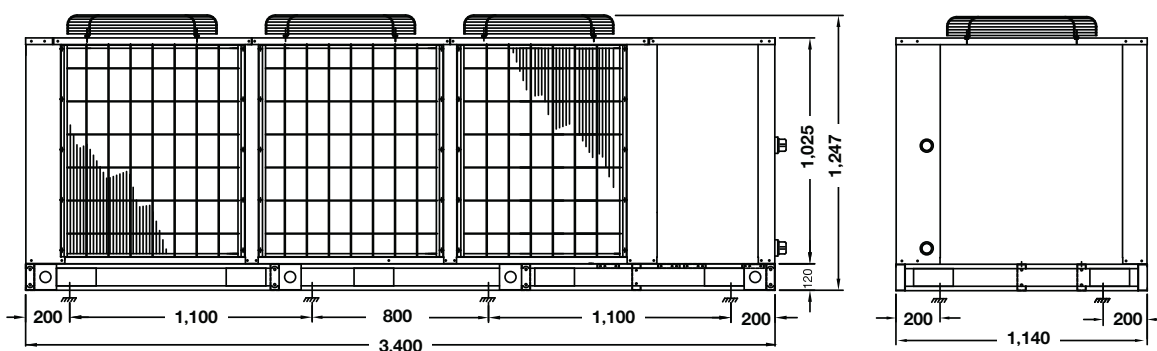
MODEL UACU-PHE 015-030



MODEL	A	B	C	D	E
UACU-PHE 015	2,140	1,140	1,044	288	580
UACU-PHE 020	2,140	1,140	1,247	1,025	580
UACU-PHE 025	2,500	1,140	1,247	1,025	700
UACU-PHE 030	2,500	1,140	1,247	1,025	700

Unit : mm. (Millimeter)

MODEL UACU-PHE 040



GUIDE SPECIFICATION

THE UACU-PHE IS A PACKAGE AIR COOLED CHILLER.

UNIT CASING

- CONSTRUCTED OF ZINC COATED HEAVY GAUGE, GALVANIZED STEEL.
- POWDER COATING FOR PROTECTION AGAINST RUST.

COMPRESSOR

- HERMETIC SCROLL COMPRESSOR(S).
- ALL COMPRESSOR ARE MOUNTED ON VIBRATION ISOLATORS.

AIR COOLED CONDENSER

- SEAMLESS COPPER TUBES, MECHANICALLY EXPANDED INTO ALUMINIUM FINNS WITH FULL HEIGHT COLLAS.
- LEAK TESTED AT 350 PSIG FROM FACTORY.
- FAN SHALL BE DYNAMICALLY AND STATICALLY BALANCED, DIRECT DRIVE.

EVAPORATOR

- INDEPENDENT REFRIGERANT CIRCUIT.
- BRAZED PLATE HEAT EXCHANGER.
- INSULATED WITH A CLOSED-CELL INSULATION.



CONTROL

- THE CHILLER SHALL BE COMPLETELY FACTORY-WIRED WITH NECESSARY SAFETY CONTROL.
- SAFETY CONTROL SHALL INCLUDE HIGH AND LOW PRESSURE SWITCHES WITH MANUAL RESET, COMPRESSOR TIMER DELAY, WATER TEMPERATURE ERROR SENSOR, AND DISPLAY FOR ERROR CODES

STANDARD ACCESSORIES

STANDARD ACCESSORIES

- REFRIGERATION PARTS
- THERMOSTATIC EXPANSION VALVES
- SIGHT GLASSES
- FILTER DRIERS
- CHECK VALVES FOR PARALLEL CIRCUIT COMPRESSORS

ELECTRICAL PARTS

- MAGNETIC CONTACTOR W/OVERLOAD FOR FAN MOTOR
- MAGNETIC CONTACTOR W/OVERLOAD FOR COMPRESSOR
- HIGH-LOW PRESSURE SWITCHES
- MICROPROCESSOR CONTROL (PLC)
- DISPLAY TEMP CONTROL
- TIMER DELAY RELAY DEVICES (ON BOARD)
- TEMPERATURE CONTROL DEVICE (ON BOARD)
- FREEZESTAT (ON BOARD)

SPECIFICATION MODEL : UACU-PHE

MODEL	UACU-PHE	007	009	010	012	015	020	025	030	040
NOMINAL COOLING CAPACITY	MBH	70	80	95	120	145	185	240	290	370
POWER CONSUMPTION	kW	7.39	8.67	10.43	12.27	14.47	19.05	23.07	28.71	37.87
COMPRESSOR	TYPE	HERMETIC (SCROLL)								
	HP.	7.5	9	10	12	15	20	12	15	20
	Qty. / Unit	1	1	1	1	1	1	2	2	2
CONDENSER COIL	Type / Material	ALUMINIUM CORRUGATED FIN / ALUMINIUM FIN AND COPPER TUBE								
	Face Area (Sq.ft.)	14.22	14.22	24.00	24.00	32.00	41.67	47.78	47.78	67.22
	Rows.... (Fin/in)	2..16	2..16	2..16	2..16	2..16	2..16	2..16	3..14	3..10
	Tube Size (in)	3/8	3/8	3/8	3/8	3/8	3/8	3/8	3/8	3/8
CONDENSER FAN	Type	PROPELLER FAN : VERTICAL DISCHARGE : DIRECT DRIVE								
	Diameter (in)	24	24	30	30	24	24	30	30	30
	Each Motor(HP.)	3/4	3/4	1	1	3/4	3/4	1	1	1
	Rpm.	900								
	Qty./Unit	1	1	1	1	2	2	2	2	3
	Air Quantity (Cfm.)	7,000	8,000	10,000	10,000	14,000	14,000	20,000	20,000	30,000
REFRIGERANT	Type	R-22								
	Charge	HOLDING								
WATER CHILLER		PLATE HEAT EXCHANGER								
No. Of Circuits		SINGLE								
Chilled Water Flow Rate	(GPM)	14	16	19	24	29	37	48	58	74
Chilled Water Temp. In/Out	(°F)	55 / 45								
Chilled Water Pressure Drop	(Ft. WG)	7.38	6.71	6.87	6.07	7.50	7.15	6.07	7.50	7.15
Water Connection In/Out	inch	1	1	1	1-1/4	1-1/4	1-1/4	2	2	2
COMPRESSOR (Each)	V / PH / Hz	380 / 3 / 50								
	Power Input (Watt)	6,542	7,821	8,957	10,800	13,622	18,200	10,800	13,622	18,200
	FLA. (Amp.)	12.1	14.3	20.7	22.9	24.2	35.7	22.9	24.2	35.7
	LRA. (Amp.)	98	130	130	145	175	215	145	175	215
FAN MOTOR (Each)	V / PH / Hz	380 / 3 / 50								
	Power Input (Watt)	850	850	1,470	1,470	850	850	1,470	1,470	1,470
	FLA. (Amp.)	1.2	1.2	2.3	2.3	1.2	1.2	2.3	2.3	2.3
WEIGHT	Operation (Kgs.)	214	233	302	337	427	470	514	572	740

FLA = Full load Amp.

Nominal Cooling Capacity Based on 38°F Suction Temp. and 95 °F Ambient Temp

LRA = Locked Rotor Amp.

Liquid Subcooled 15 °F

Specifications are subjected to change without notice for future improvement.



UNIAIRE CORPORATION CO., LTD.

69 Moo 3 Kingkeaw Rd., Rachatewa District, Bangplee, Samutprakarn 10540 Thailand

Tel : +662-312-4500, Website : www.uni-aire.com

Export Sale : export@uni-aire.com

Domestic Sale : localsale@uni-aire.com