


MODEL PAU

PACKAGED ROOFTOP AIR COOLED UNIT

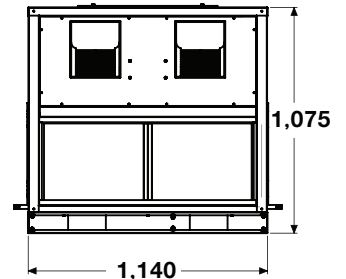
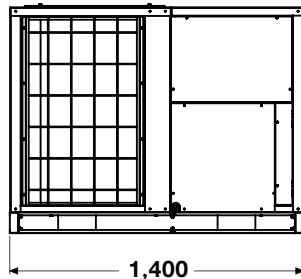
Capacity Range from
80,000 to 150,000 BTUH
(23.4 kw - 44.0 kw)
Cooling only



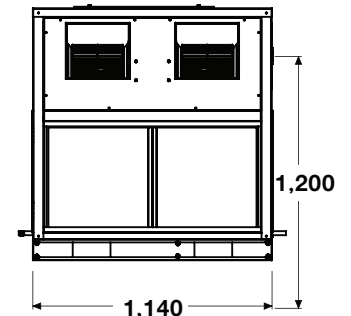
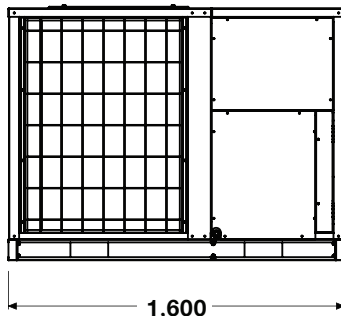
DESCRIPTION

- The PAU units are single package air cooled air conditioners.
- Suitable for outdoor installation either on a roof or at ground floor.
- Completed with pipe, wiring and refrigerant charging from the factory.
- Low noise.
- Hermetic scroll compressors.
- HP and LP cut-out switches.
- Air filters.
- Electrical panel.
- Wide range of airflows.
- Solid foundation to protect the unit during shipment.
- Durable construction.
- R-410a Refrigerant

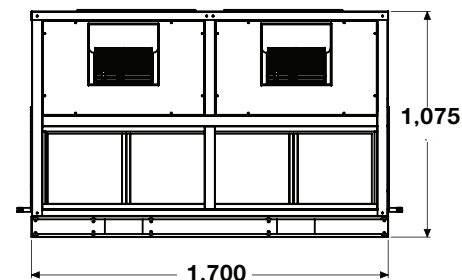
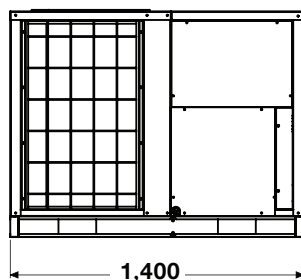
MODEL : PAU-008A to 009A



MODEL : PAU-010A to 012A



MODEL : PAU-015A



Special fin type for anti corrosion purpose (optional)



Green guard coated on Condenser coils

Corrosion prevention caused by ocean vapor and chemicals which extends coil life span.



Copper fin condenser coil

Fin made from copper, extends life span of condenser coil. Suitable for seaside area and high acidic factory environment.

*Consulting Uni-Aire's sales engineer for possibility for each location is recommended.

Thermostat



optional

Digital wired thermostat

Modern-designed, easy-to-use digital wired thermostat with LCD display. Can be used as a control signal receiver from wireless remote controller

optional

Wireless digital thermostat



4 Speed Motor

4 speeds adjustable wind blow Turbo - High - Medium - Low For Turbo cool or Quiet cool.



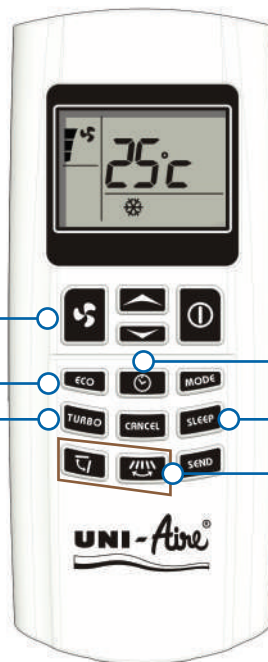
ECO Mode

Power saving by automatically setting temperature at 25 °C



Turbo Fan

Powerful turbo motor helps fill the coolness to thr room quickly yet quietly.



Timer On / Off

24-hour timer for turning on or turning off the air conditioning system



Sleep Mode

Adjust suitable temperature for sleeping time



4 Directional airflow

Intelligent airflow system. Auto swing louver for a better air flow, both vertical and horizontal directions.

optional

Wired digital remote controller WIFI

With WIFI controller, multiple units in a same or different area can be operated from anywhere through internet connection



Residence



Hotel



Office



Other places



GUIDE SPECIFICATION

GENERAL

The PAU air cooled single packaged air conditioners shall be completely factory assembled, leak-tested, evacuated and fully-charged with R-410a, ready for installation.

COMPRESSOR

All model shall have scroll hermetic compressor(s). All compressors are mounted on vibration isolators.

CONDENSER COIL

Coils shall be internally enhanced, seamless copper tubes, mechanically expanded into aluminium blue fins with full height collars. Coil shall be leak tested at 600 PSIG from factory.

CONDENSER FAN AND MOTOR

Fan shall be dynamically and statically balanced, direct drive, providing vertical air discharge from extended orifices for efficiency and low noise. direct drive

REFRIGERANT CIRCUIT

The refrigerant circuit shall be factory piped, leak tested and pre-charged with R-410a. Each refrigerant circuit shall consist of a compressor, expansion valve and service valve.

UNIT CASING

The unit shall be constructed from elector galvanized steel. The exterior panels shall be acoustically lined with rubber insulation. The insulation shall be affixed to the casing with the water proof adhesive.

EVAPORATOR COIL

The direct expansion evaporator shall consist of full face coil with counterflow circuits, seamless 7 mm. OD staggered copper tubes mechanically bonded into aluminium blue fins.

EVAPORATOR BLOWER

The evaporator blower shall be the double inlet, forward curved centrifugal type and statically and dynamically balanced.

UNIT CONTROL

Each system shall contain factory mounted wired and tested controls required to operate and protect the unit. The control system shall include compressor overload protection, motor winding protection, high and low pressure cutouts to guard against compressor damage due to high discharge head pressure and system leakage.

PHYSICAL DATA

SPECIFICATION MODEL : PAU							
Model	PAU	UNIT	008A	009A	010A	012A	015A
Cooling Capacity		MBH.	80	90	100	120	150
		KW	23.4	26.4	29.3	35.2	44.0
Nominal Air ow		cfm.	1,950	2,500	2,950	3,300	4,250
		L/s	920	1,180	1,392	1,557	2,006
Power consumption		Kw	7.84	8.95	10.07	12.09	15.01
Power Supple		V / Ph / Hz	380/3/50				
Compressor		Type	Hermetic "Scroll"				
		Quantity	1				
		Nominal (HP)	7.5	8.6	10	12	15
Condenser Coil		Type	Aluminium Louver blue Fin with Inner groove Copper tube				
		Face Area (sq.ft)	15.85		20.90		21.13
		Rows Deep	3		4		5
		Fin per Inch	12	16	12		14
		Tube OD. (Inches)	7 mm.				
Condenser Fan		QTY. x Fan Dia	1x24			1x30	2x20
		Motor HP Standard	3/4			1	1/3
		Air Flow	7,000			10,000	
Evaporator Coil		Type	Aluminium Louver blue Fin with Inner groove Copper tube				
		Face Area (Inch)	5.79		6.61		8.66
		Rows Deep	6		5		6
		Fin per Inch	12		14		12
		Tube OD. (Inches)	7mm.				
	Expansion Valves	Thermostatic Expansion Valves					
Blower		Blower Dia x Width (Inch)	9x7		9x9		10x10
		Quantity	2				
		Motor HP Standard...QTY.	680W...1	800W...1	680W...1	800W...1	680W...2
		RPM	1,200/1,100/1,000	1,350/1,250/1,150	1,200/1,100/1,000	1,350/1,250/1,150	1,200/1,100/1,000
	External Static Pressure (in.Wg)	0.6					
Refrigerant		Type	R-410a				
	Holding	Fully Charge-R410a					
Air Filter		Type	Aluminium Air Filter				
Dimension		Widht	1,140				1,700
		Height	1,400		1,600		1,400
		Depth	1,075		1,200		1,075
Weight Operating		Kgs.	198	220	258	256	298

***Nominal Capacity Based on 45°F Suction Temp. And 95°F ambient temp (1 MBH. = 1000 BTUH)

ELECTRICAL DATA

Model	PAU	UNIT	008A	009A	010A	012A	015A
Compressor (Each)		Quantity	1				
		V / Ph / Hz	380/3/50				
		Power input (watt)	6,170	7,290	8,400	9,970	12,300
		FLA. (Amp.)	16.20	19	23	24	34
		LRA. (Amp.)	101	127	153		174
Blower motor (Each)		Quantity	1				2
		V / Ph / Hz	220/1/50				
		Power input (watt)	1,141	1,131	1,141	1,131	1,141x2
		FLA. (Amp.)	5.09	4.72	5.09	4.72	5.09x2
Fan motor (Each)		Quantity	1				2
		V / Ph / Hz	220/1/50				
		Power input (watt)	528			986	213x2
		FLA. (Amp.)	2.40			3.01	0.98x2

FLA = full Load Amp.

LRA = Locked Rotor Amp



UNIAIRE CORPORATION CO., LTD.

69 Moo 3 Kingkeaw Rd., Rachatewa District,

Bangplee, Samutprakarn 10540 Thailand

Tel : +662-312-4500, Website : www.uni-aire.com

Export Sale : export@uni-aire.com

Domestic Sale : localsale@uni-aire.com

