

# MODEL FHDC-W



## HIGH STATIC (150 Pa External Static) DUCTED FAN COIL UNIT, FOR DIRECT EXPANION SYSTEM AND CHILLED WATER SYSTEM CAPACITY RANGE FROM 80,000 TO 150,000 BTU/H (23.45 kW - 43.96 kW)



### FEATURES

- Easy to maintenance.
  - Casing opens from left, right, and bottom of the unit
  - Drain pan, blower set, and evaporator coil easily pulled out from bottom to maintenance
- Modern SLIM design with low unit height
  - 470 mm for model 70-90
  - 575 mm for model 100-120
  - 630 mm for model 150
- 150 Pa External static pressure with direct-drive motor ( 3-speed taped )
- Durable construction
- Supplied with air filters

### DESCRIPTION

- FHDC ducted fan coil unit are suitable for ceiling duct mounted
- Draw Thru type with return air plenum
- Direct expansion

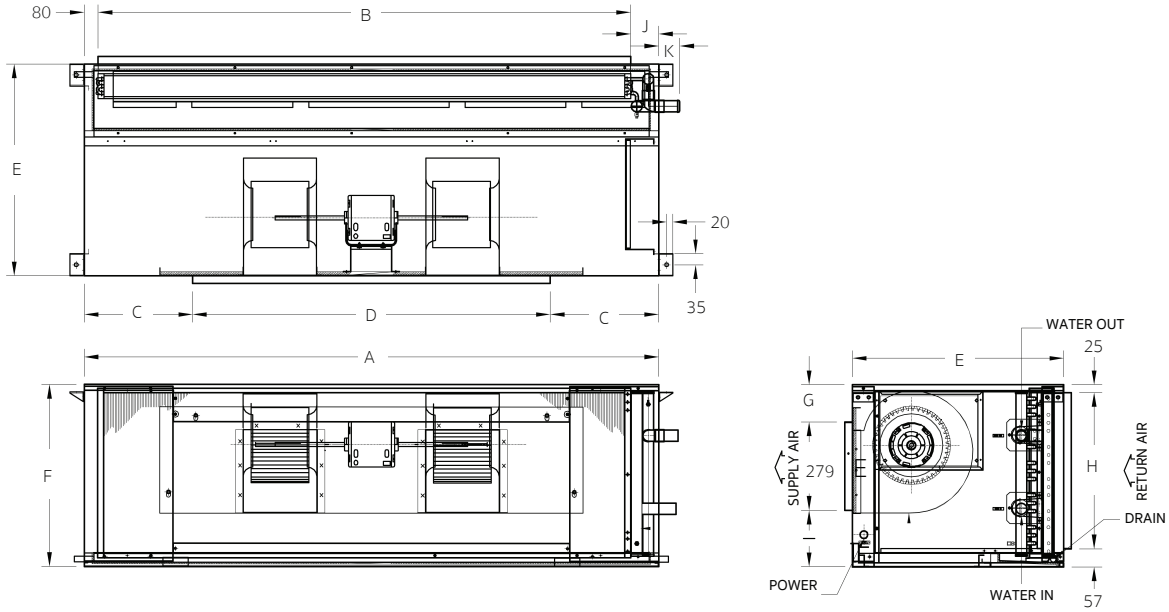


Air Conditioning Experts



**Option : Free blow  
supply air grille**

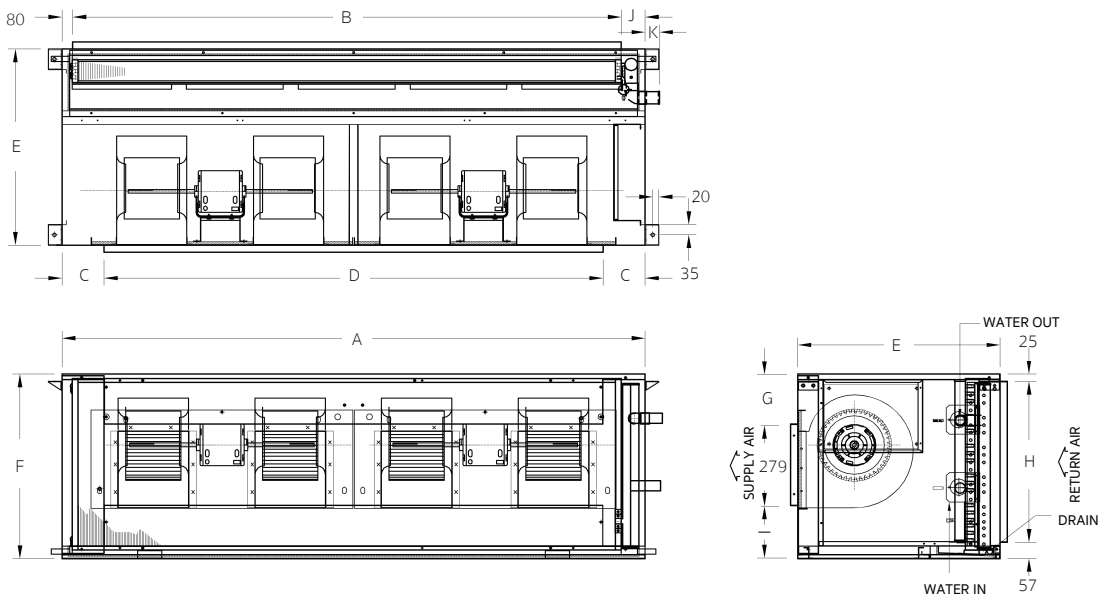
**FHDC-70W to FHDC-120W**



Dimension   Model : FHDC-W			
Model	Height (mm.)	Width(mm.)	Depth(mm.)
FHDC-70W	470	1,695	650
FHDC-90W	470	1,695	650
FHDC-100W	575	1,820	670
FHDC-120W	575	1,820	670

DIMENSION : millimeters (mm.)

**FHDC-150W**




Dimension   Model : FHDC-W			
Model	Height (mm.)	Width(mm.)	Depth(mm.)
FHDC-150W	630	1,930	670

DIMENSION : millimeters (mm.)

# Cooling Coil (Chilled Water)

- Corrugated for copper tube with corrugated aluminium fin
- High heat transfer surface
- Leak tested at 250 psig



## Casing

A sturdy, electro-zinc coated steels sheet cabinet is provided in modern SLIM design. All members of the cabinet are die formed that assures a good dimensional and quality control. Cabinet are finished in HARMONY BEIGE color of ELECTROSTATIC POWDER painting process that provides a double protection against rust.

SPECIFICATION MODEL : FHDC (CHILLED WATER COIL)							
MODEL		FHDC-80W	FHDC-90W	FHDC-100W	FHDC-120W	FHDC-150W	
Nominal Cooling Capacity*	(BTU/Hr)	80,000	90,000	100,000	120,000	150,000	
	(RT)	6.7	7.5	8.3	10.0	12.5	
Rated Current	(Amp.)	5.1	4.7	5.1	4.7	10.2	
Power Supply	(Volt/Phase/Hz)	220/1/50					
Air Flow Rated at High Speed	(CFM)	2,600	3,000	3,300	4,000	5,000	
External Static Pressure	(in.wg.)	0.6					
Cooling Coil	Material	Aluminium Louver Fin With Copper Tube (Plain Tube)(OD 3/8")					
	Face Area	(SQ.FT.)	6.22		8.61	10.08	
	Row/FIN		3/12	3/14	3/12	3/14	3/14
	Water Flow Rate	(GPM)	16.0	18.0	20.0	24.0	30.0
	Water Pressure Drop	(FT.WG.)	12.27	7.37	6.57	9.00	10.20
Fan Set	Type	Multi Blade Centrifugal (Direct Drive)					
	Blower Quantity	(Set)	2			4	
	Motor Quantity	(PCS.)	1			2	
	Motor Power Output	(Watt)	680	800	680	800	680 x2
	Rated Current	(Amp.)	5.09	4.72	5.09	4.72	5.09 x 2
Control Type		Optional					
Air Filter Type		Aluminium Filter					
Pipe Connection	Water Inlet	(Inch)(BSP)	1-1/8		1-3/8		
	Water Outlet	(Inch)(BSP)	1-1/8		1-3/8		
	Drain Pipe	(Inch)(OD)	3/4				
Dimension	Width	(mm.)	1,695		1,820	1,930	
	Depth	(mm.)	650			670	
	Height	(mm.)	470		575	630	
Weight	(kgs.)	76	80	96	101	131	

\*Nominal capacity based on : Entering. Air temp. 80° F db /67° F wb

Chilled water temp inlet/outlet 45/55° F



### UNIAIRE CORPORATION CO., LTD.

69 Moo 3 Kingkeaw Rd., Rachatewa District, Bangplee, Samutprakarn 10540 Thailand

Tel : +662-312-4500, Website : www.uni-aire.com

Export Sale : export@uni-aire.com

Domestic Sale : localsale@uni-aire.com